

# STRATEGIC INSIGHT BOARD SERVICES AND 15(C) ANALYTICS

## Large Growth Fund

### Fund Summary

Morningstar Category <sup>1</sup>	Large Growth
Investment Objective <sup>2</sup>	Growth
Fiscal Year-End (FYE)	December 31, 2015
Portfolio Avg Net Assets – Latest FYE (MM)	\$ 2,317.6
Portfolio Total Assets (MM) as of 12/15	\$ 3,762.5
Number of Funds in Expense Group	19
Portfolio Turnover	62%

Expense Group	Ranking	Percentile	Quartile (1=Best)	+/- Median
Net Total	11/19	56	3	0.02
Net Management Fee	16/19	83	4	0.07
Net Operating Expense	6/19	28	2	(0.04)

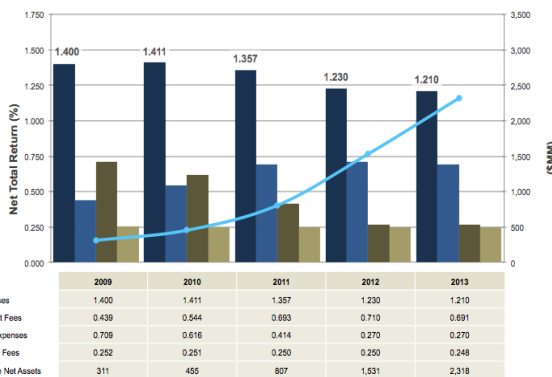
Morningstar Category <sup>3</sup>	Ranking	Percentile	Quartile (1=Best)	+/- Mstar Average
YTD 12/15	284/1683	17	1	6.48
1 Year	284/1683	17	1	6.48
3 Year	61/1478	1	1	8.10
5 Year	9/1279	1	1	4.32
10 Year	45/804	5	1	2.57

With over two decades of experience in advising fund companies on how to strengthen their business, Strategic Insight's Board Services supports management and board of director's compliance and due diligence efforts by combining data, perspective, and research resulting in unmatched insight and analytics.

Strategic Insight is uniquely structured for this service, as its analysts benefit from deep knowledge of the fund industry, over a decade of in-depth fee research, and daily review of all new SEC filings. Our research intensive process results in more accurate peer grouping and the most reliable fee data in the industry.

Board Services include 15(c) advisory contract renewal services, on-demand fee research, fee and expense benchmarking, and fact-based research studies on related topics.

## Historical Net Total Expenses



## EXAMPLES OF CUSTOM FEE ANALYSIS

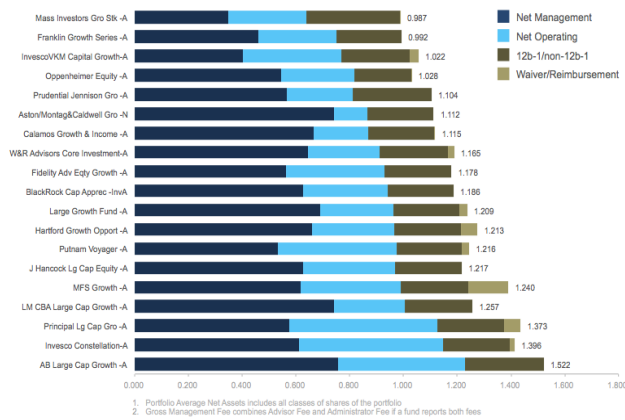
- Contractual advisory fee breakpoint analysis
- Contractual advisory fee category benchmarking
- Subadvised funds: Benchmarking economies of scale
- Management fee analysis
- Board compensation and structure
- Funds closed to new investors and 12b-1 fees
- Performance based advisory fees

**CONTACT** Allana Burke / +1-212-217-6938 / aburke@sionline.com / 805 Third Avenue, New York, NY 10022

# STRATEGIC INSIGHT BOARD SERVICES AND 15(C) ANALYTICS

Our Board Services analysts are dedicated to providing an objective and independent viewpoint while working closely with each of our clients to ensure the highest quality of service and attention.

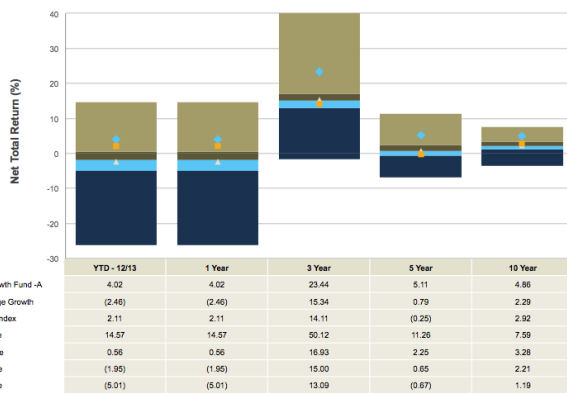
## Expense Group Net Total Expenses



## FEATURES

- Fee benchmarking for all mutual funds, including underlying funds for variable annuities.
- Integrated fee and expense benchmarking with additional presentations focused on return, risk, and cash flow parameters.
- Independent research and production from a trusted third party.
- Standardized peer group selection methodology.
- Incorporate internal fund level data provided by the fund management company.
- Customized content for the specific needs of each management company and its board.

## Trailing Annualized Net Total Returns – Morningstar Category



FOR MORE INFORMATION, CONTACT:

Allana Burke / +1-212-217-6938 / aburke@sionline.com / 805 Third Avenue, New York, NY 10022